

CITIZEN'S BUDGET

of Odesa City
2012

— What is Citizen’s Budget?

Citizen’s budget is a non-technical form, which presents main budgetary documents and describes process and results of their implementation. It is designed with the use of plain language and aimed to achieve citizen’s understanding of key budgetary documents, direction of public funds utilization, aims of state local programs and their performance. The evaluation of local authority’s activities and performance is provided through the point of view of personal usefulness and utility to the average citizen. These indicators are not always related to the exact performance of local council, but have significant effect on people’s lives.


Citizen’s budget increases transparency and accessibility of the budget information and key figures of local authorities’ functioning. Citizen’s budget is devoted to get understanding of the non-professionals about the ways local authorities accumulate, allocate and spend taxpayer’s money.

Citizen’s budget is a digital document, which contains hyperlinks to the principal budget documents for people who are interested in getting additional information. Also it provides an opportunity to monitor the management of the departments of local state administration that are responsible for efficiency of public funds’ utilization. We believe that taxpayers should be informed about how their money are used, and be aware of their rights and abilities to influence this process. That is why the budget calendar with the indication of instruments for public participation in budget process is the part of citizen’s budget.

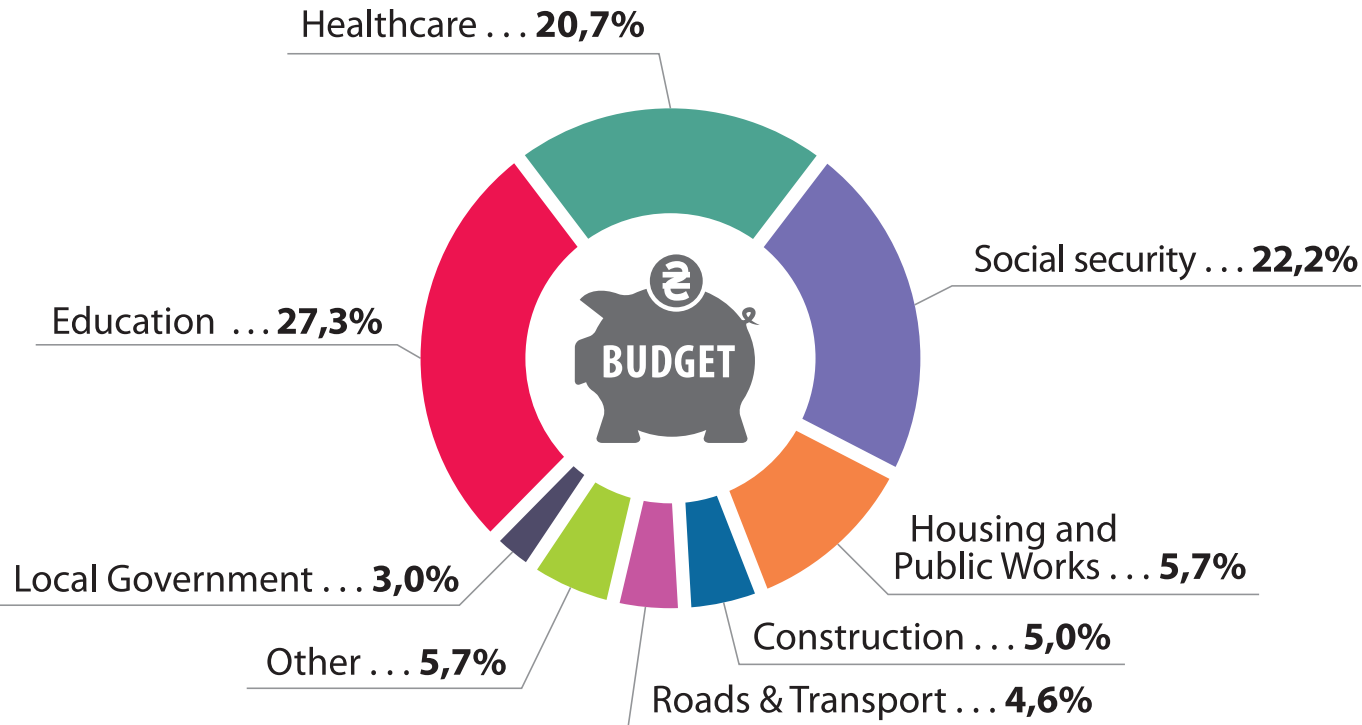
Budget of the City Like an Open Book

Budget is reflecting the plan of receiving incomes and their utilization to achieve certain purposes. According to the principle of budget balance, budget income and budget expenditures should be balanced.

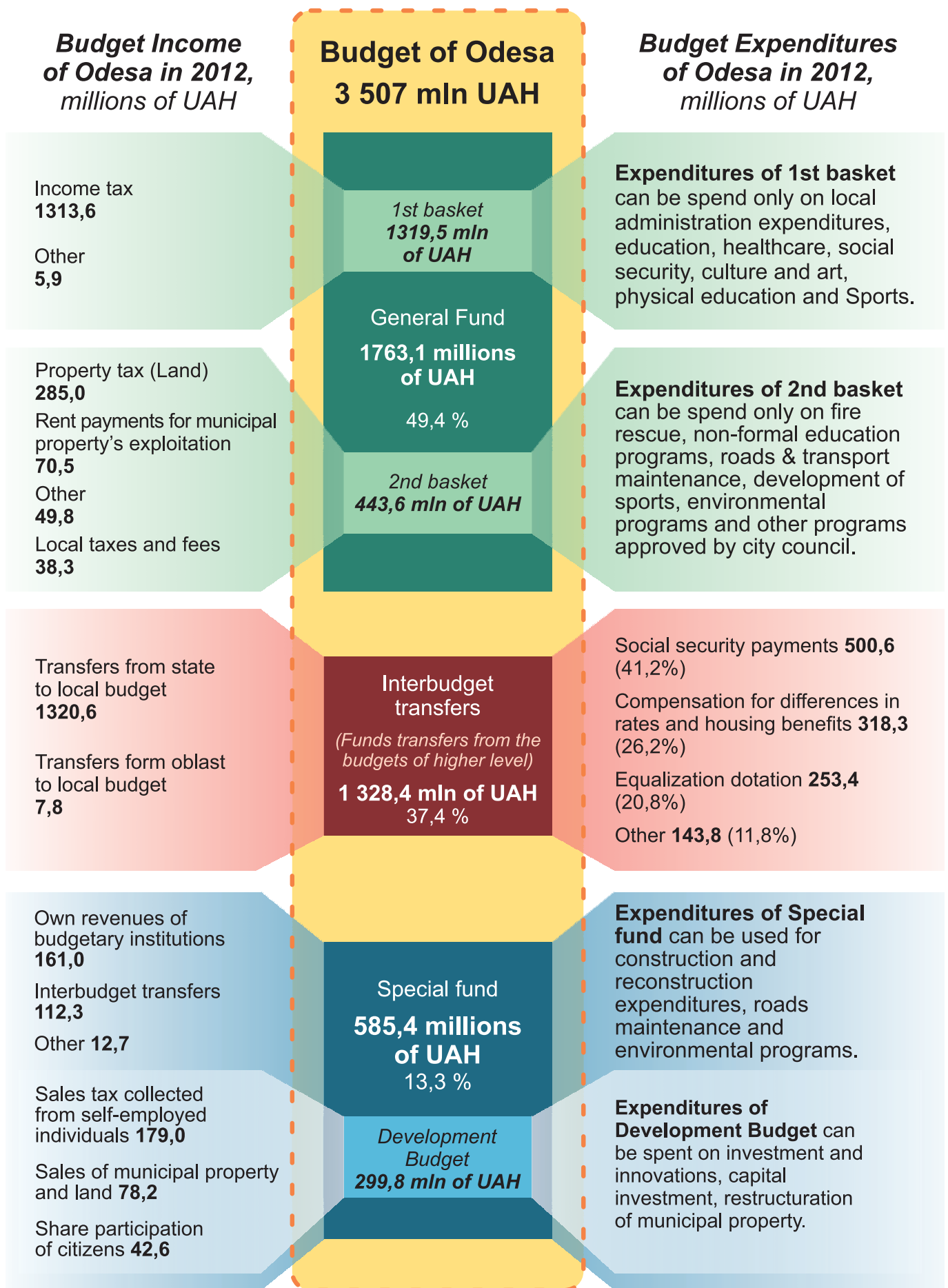
Financial departments of state administrations are able to form budget information from different prospective depending on user's needs. Most often the information about budget expenditures reflects the functions that are assigned to the city government.



Principle of budget balance



— Where Does My Money Go?



Key budgetary documents of Odesa city

All names of documents contain hyperlinks where they can be downloaded

Odessa's budget for 2013

Report on the Execution of 2012 Budget of Odesa

Contains information about the sources of income actually received in 2012, trends of expenditures compared with planned revenues and expenditures.

Explanatory Note on the Budget of Odesa in 2012

Contains information about the level of key budget parameters (level of budget execution of its income, amount of revenue) compared to the previous years, indebtedness of the city budget, structure of individual articles and other information.

General plan of Odesa

Includes plans for usage of Odessa city's territory in the coming years.

Strategy of Economic and Social Development of Odesa till 2022

Presents long-term goals for the development of the city, achievements which are planned to accomplish by 2022.

Program of Socio-economic Development of Odesa 2013

Contains planned major socio-economic indicators (average wage rates, planned unemployment rate etc.) by the end of the year.

Program of Integrated Socio-economic Development of Odesa for 2005-2015

This program consists of planned activities in Odesa by 2015 and indicates the level of their funding including national and regional budgets.

Active City Programs Approved by City Council

Defined list of activities in specific areas of city life for the next years and the expected results of their implementation.

Rules of Odesa City Council of the VIth convocation

Informs about the procedure for the approval and implementation of Odesa's budget.

— How much is spent on me?

Find the service that you use, and check how much money from municipal budget was spent in 2012 on average to one beneficiary

Total money spent, millions of UAH Quantity of Final Beneficiaries **Money per one Beneficiary, UAH**

Expenditures on Education

904.4 millions of UAH,
27.33 % from total expenditures

Zinaida TSVIRINYKO,
Head of the Education
Department of Odessa City
Council




| | | | |
|---|--------|--------|---------------|
| Secondary schools (including high schools)..... | 515,58 | 79 839 | 6 457 |
| Kindergartens | 272,03 | 25 176 | 10 805 |
| Boarding schools | 33,80 | 2 171 | 15 568 |
| Extracurricular education institutions..... | 24,38 | 28 893 | 843 |
| Schools for children with disabilities in physical or mental development | 13,42 | 269 | 49 888 |
| Other expenditures | 45,21 | | |

Expenditures on Social Security

735.8 millions of UAH,
22.23 % from total expenditures

Elena KYTAISYKA,
Head of the Labour and Social
Policy Department of Odessa
City Council



| | | | |
|---|--------|--------|---------------|
| Social payments for the childbirth | 282,85 | 17 771 | 15 916 |
| Benefits of war veterans and compensation of benefits for housing services..... | 88,07 | 35 422 | 2 486 |
| Social payments for childcare under 3 years..... | 77,00 | 24 750 | 3 111 |
| Social assistance to disabled from childhood and disabled children.... | 65,97 | 5 478 | 12 042 |
| Social payments for single mothers..... | 40,93 | 9 680 | 4 228 |
| Centers of social services | 23,71 | 28 535 | 830 |
| Social payments for children over whom tutelage is established | 20,05 | 750 | 26 733 |
| Other expenditures | 137,23 | | |

Expenditures on Healthcare

685.1 millions of UAH,
20.7 % from total expenditures

Igor SHPAK,
Head of the Health Department of Odessa City Council



| | | | |
|--|--------|-----------|--------------|
| Hospitals | 226,07 | 92 276 | 2 449 |
| Clinics and ambulatories | 170,56 | 5,78 млн* | 29 |
| Lying-in hospitals | 64,53 | 11 849 | 5 446 |
| Ambulance and emergency stations..... | 56,59 | 221 552 | 255 |
| Specialized hospital and other special Institutions..... | 45,82 | | |
| Dental clinics | 40,8 | 866 096* | 47 |
| Other expenditures | 80,8 | | |

* quantity of visits

Expenditures on Housing and Public Works

379 millions of UAH,
5.7 % from total expenditures

Anatoliy ORLOVSKY,
*Head of the Urban Economy
Department of Odessa City
Council*



| | | | |
|--|--------|-----------|--------------|
| Coverage of the difference between the actual value and approved tariff (heat, water and sanitation) | 250,72 | 1 011 500 | 247,8 |
| Public works | 98,23 | 1 011 500 | 97,1 |
| Housing Sector | 16,28 | | |
| Housing Sector compensations | 13,18 | | |
| Other expenditures | 0,67 | | |

Expenditures on Construction

169.4 millions of UAH,
4.98 % from total expenditures

Anatoly RAGULIN,
*Head of the Capital Construction
Department of the
Executive Committee of
Odessa City Council*



| | | | |
|--|--------|--|--|
| Capital construction | 164,24 | | |
| Conservation, development, reconstruction and restoration of monuments ... | 0,67 | | |

Expenditures on Roads & Transport

151.4 millions of UAH,
4.6 % from total expenditures

Sergiy PIDGAINYI,
*Head of the Road
Infrastructure Department
of Odessa City Council*



| | | | |
|--|-------|-----------|------------|
| Compensation payments for benefits in electric transport | 50,92 | 194 639 | 261 |
| Construction, reconstruction and maintenance of roads | 47,24 | 1 011 500 | 47 |
| Compensation payments for benefits in railroad transport | 1,56 | 194 639 | 8 |
| Other expenditures | 51,63 | | |

Expenditures on Culture and Arts

89.2 millions of UAH,
2.7 % from total expenditures

Tetyana MARKOVA,
*Head of the Culture and
Tourism Department of
Odessa City Council*



| | | | |
|---|-------|---------|-------------|
| School of aesthetic education of children | 67,07 | 8 088 | 8292 |
| Libraries | 16,30 | 142 223 | 114 |
| Theaters | 2,15 | 53 000 | 40 |
| Museums and exhibitions | 1,16 | 19 456 | 59 |
| Other expenditures | 2,60 | | |

Other expenditures

199.8 millions of UAH, 6 % from total expenditures

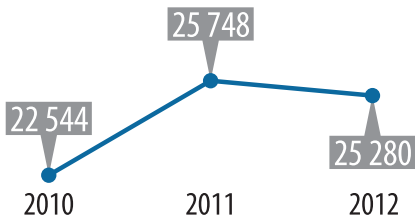
| | | | |
|---|------|-----------|-----------|
| Expenditures on Local authorities | 97,8 | 1 011 500 | 97 |
| Debt payments | 30,9 | 1 011 500 | 31 |
| Physical education and sport | 15,6 | | |
| Media | 4,13 | | |
| Other expenditures | 51,3 | | |

Key performance indicators since 2010

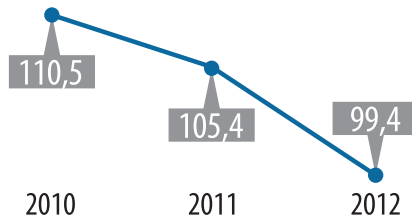
Key performance indicators (KPI) are divided into 2 blocks of Economic and Social indicators

Economic KPI

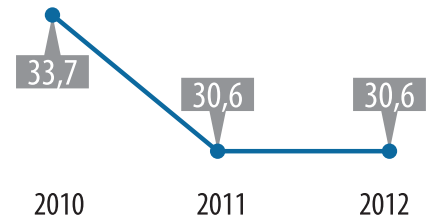
GDP per capita*, UAH



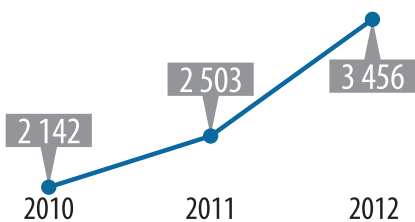
Inflation rate*, %



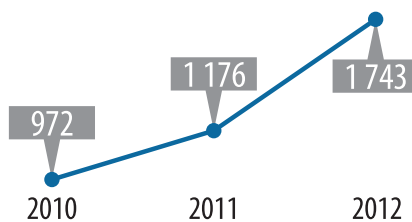
Debt payments per capita, UAH



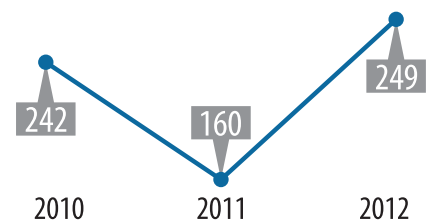
Average wage rate, UAH



Average income tax paid by individual to the local budget in a year, UAH

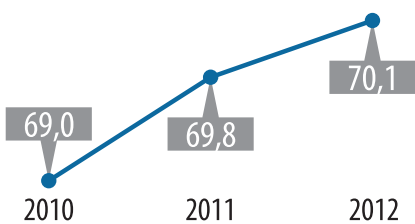


Expenditures from development budget per capita, UAH

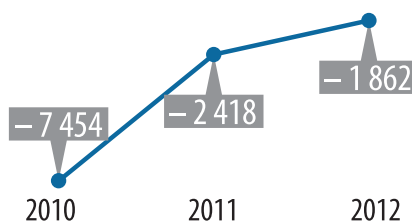


Social KPI

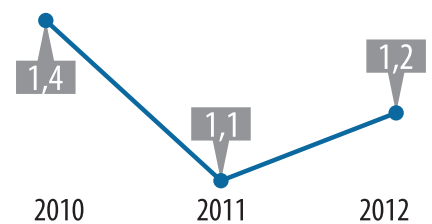
Average life expectancy*, years



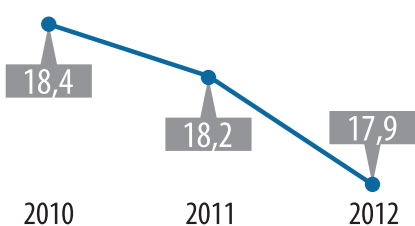
Natural increase of population, persons



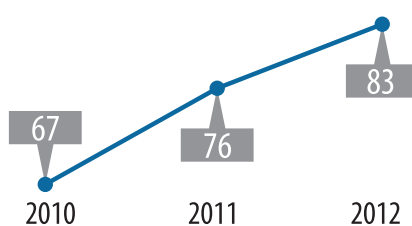
Unemployment rate*, %



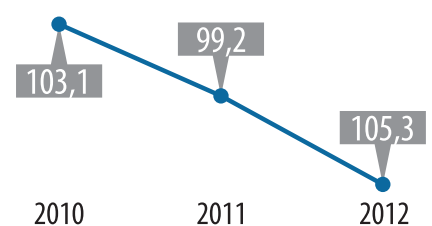
Degree of housing, m² per person



Coverage of children by kindergartens, %



Number of hospital beds per 10 thousand people*



* data for the region

— How to influence the city's budget?

Budget calendar for activist's to participate in local budget process

| | Actions of local authorities | Actions of public activists |
|-----------|--|--|
| January | Compilation of the report on budget expenditures of the previous year. Transmission of the current year budget funding to "main spending units". | Research activities concerned with an approved budget, passports of budget programs and reports about their performance. |
| February | Preparation and approval of an annual report on the implementation of the municipal budget. | |
| March | Collection and submission of statistic calculations for the Ministry of Finance. Calculation of intergovernmental transfers. | Participation in the public hearings about the performance indicators of the previous year's budget and program of social and economic development. |
| April | Analysis of statistical data, evaluation of the budget of previous fiscal year. Management of current budget expenditures. | Participation in the discussions and community problems prioritization, which are to be conducted by the main spending units. |
| May | Evaluation of financial resources needed and their prioritization for the next budget period. Development of goals, objectives and municipal fiscal policy. | |
| June | Drafting and approval of pre-budget documents for the next year budget, according to the main vectors of Cabinet of Ministers budget policy. | Participation in the public hearings, round tables, focus-groups for the further year priorities' development. |
| July | Instructions for the development of budget requests. Refinement of intermediate city's development indicators. | |
| August | Working on the methodology and peculiarities of interbudget relationship calculations for the further budget period jointly with the Ministry of Finance. | Participation in the examination of main spending units budget requests. |
| September | Rechecking calculations of the forecasted interbudget interventions, which are transferred from state to local budgets. Rechecking other key performance indicators approved by the Ministry of Finance. Processing the proposal of municipal budget transferred from Ministry of Finance. | |
| October | Proposition of coordinated and planned key performance indicators of municipal budgets to the Ministry of Finance and Parliament. Processing of budget requests by "main spending units". | Meeting with the local deputies, and executive bodies officials to discuss the program of economic and social development of the city. Elaboration of requests, propositions and recommendations to the draft of municipal budget. |
| November | Budget requests analysis, and their approval to the municipal budget proposal. Development of municipal budget proposal and preparation of the budget resolution in 7 days after the Parliament approves the Law on State Budget during the second review. | |
| December | Approval of municipal and district budgets not longer than in 2 weeks period after the official publication of the Law on the State Budget. Promulgation of local budgets' resolution in 10 days after its approval by the local authorities. Composition of income and expenditures of local budgets and municipal organizations. | Participation in the public report of the Head of the Municipal Financial Department and the Head of the Constant Commission on Budget and Finance about the Draft of the Municipal Budget Resolution. |

Sources of Information

1. The Budget Code of Ukraine.
2. <http://www.odessa.ua> – Official web-site of Odesa City.
3. <http://www.od.ukrstat.gov.ua> – Main Department of Statistics in Odesa region.
4. Report on Odesa budget performance in 2012.
5. Report on Odesa budget performance in 2011.
6. Report on Odesa budget performance in 2010.
7. Explanatory note to the report on Odesa budget performance in 2012.
8. Analytical information on the performance of the education system in Odesa city for 2011 and 9 month of 2012 year.
9. Replies of Odesa city council on the information requests.
10. Londar , Tymoshenko, Finance. Textbook. Vinnytsia: Nova Knyha, 2009 – 384 p. (Лондар С.Л., Тимошенко О.В Фінанси. Навчальний посібник. – Вінниця: Нова Книга, 2009- 384 с.)
11. Hanushchak, Local Budgets. – Kiev: Lehalyny Status, 2011 – 48p. (Ганущак Ю.І. Місцеві бюджети. – К.: Легальний статус, 2011. – 48 с.)
12. Citizens Participation in Local Government Activities, Textbook after I. Buryakovski, Kiev: UNISERV, 2004 (Залучення громадян до діяльності органів місцевого самоврядування: Навч. Посіб./ І. Бураковський, В. Зайчикова, С. Макмименко – за ред. І. Бураковського. – К.: УНІСЕРВ, 2004

Citizen's budget was prepared by the Expert Group
of The Center for Political Studies and Analysis
Volodymyr TARNAY, Pavlo MIRONOV and Victor TARAN.

Literary editor **OLENA CHYSTIAKOVA.**

Design and infographics by **Vadym MISKYI.**



Center for Political Studies and Analysis

Center for Political Studies and Analysis (CPSA) is an analytical and training organization founded in 2005 to join public efforts in development of civil society, democratic institutions and effective local government in Ukraine.

Mission of CPSA is to design the system of mutual trust and responsibility of state and society in the process of Ukraine's long-term development.

Experts of CPSA are permanently monitoring 300 local authorities in terms of their compliance with the criteria of transparency, integrity and anticorruption activities.



Preparation of this product became possible with the support of International Renaissance Foundation. The content of the publication is the responsibility of the Centre for Political Studies and Analysis and do not necessarily reflect the opinion of International Renaissance Foundation.