

**The Central Treasury
of the Ministry of Finance of the Kyrgyz Republic**

**TCOP Thematic Meeting on Strengthening and Measuring
Treasury Performance in Cash Management and Forecasting**

Measuring Treasury Performance in Cash Management and Forecasting

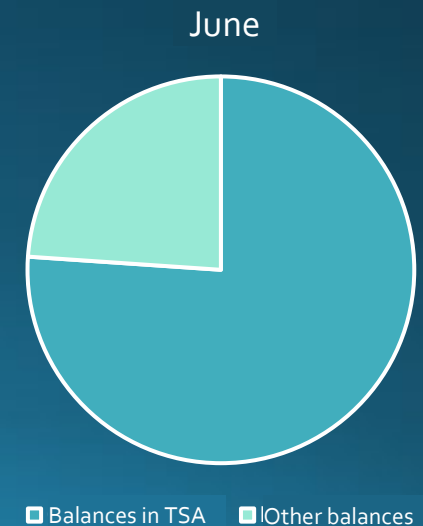
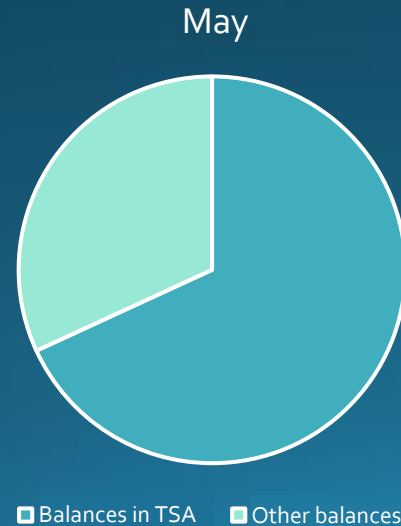
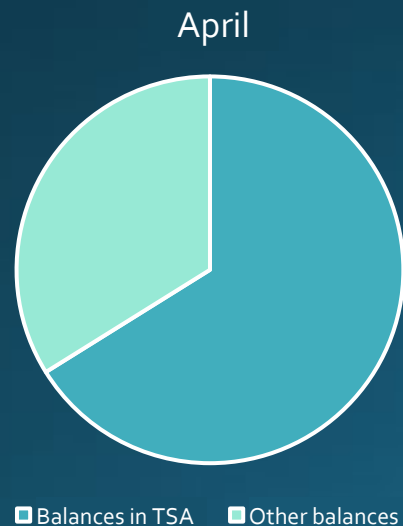
Tirana, 2024

Cash management outcomes

| Indicator | April | May | June |
|--|-------|------|------|
| Percentage of the total amount (by value) of monthly payments due that are not made on the due date (as a result of the lack of liquidity) | 0.0% | 0.0% | 0.0% |
| Ratio of outstanding advances or other borrowing from the central bank to total monthly expenditure, % | 0.0% | 0.0% | 0.0% |

TSA coverage

| Indicator | M som | | |
|--|-----------|-----------|-----------|
| | April | May | June |
| A. Cash balances in the TSA under control of the Treasury and available to meet commitments (in som) | 21 633.77 | 23 093.05 | 36 335.17 |
| B. Total of other general government balances in the banking system (in som) | 11 078.04 | 10 801.68 | 11 420.16 |
| =A/(A+B)*100 percent | 66.1% | 68.1% | 76.1% |

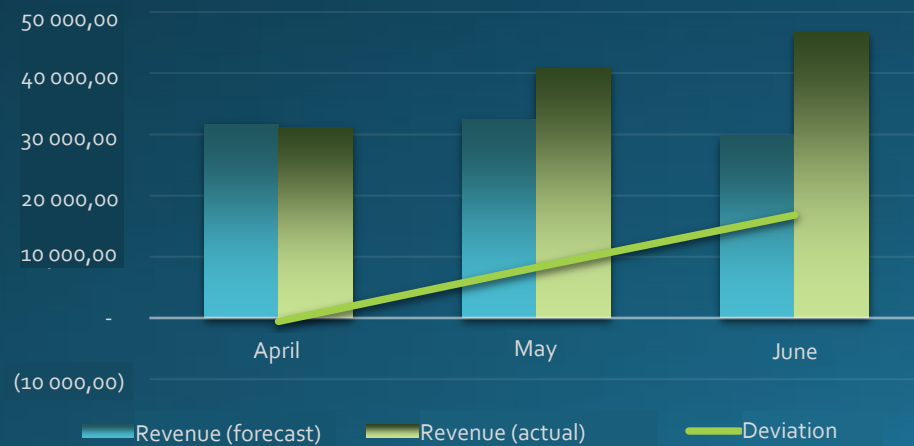


Cash flow forecasting

In mln som

| Indicator | April | May | June |
|--|-----------|-----------|-----------|
| Revenue (forecast), in national currency | 31 625.65 | 32 454.59 | 29 812.32 |
| Revenue (actual), in national currency | 31 056.46 | 40 731.76 | 46 622.19 |
| Error, revenue | -1.8% | 20.3% | 36.1% |
| Expenditure (forecast) | 70 019.05 | 44 853.81 | 39 014.15 |
| Expenditure (actual) | 68 123.80 | 40 805.42 | 37 317.16 |
| Error, expenditure | -2.8% | -9.9% | -4.5% |
| Net Deviation | 4.3% | 30.3% | 39.7% |

Revenue



Expenditure

