

PEM PAL ZAGREB PLENARY MEETING Survey

On January 26-28, 2011 PEM PAL Plenary Meeting took place in Zagreb, Croatia.

After the event the on-line survey in three languages were created. The aim of the survey was to receive event feedback and to collect information concerning PEM PAL.

The survey started to collect responses in February 3^d; the deadline was February 23^d, 2011. Invitations to take part in the survey were sent to all participants of the plenary meeting(141 persons), and to 26 resource persons.

139 persons started to response to the survey. Among them: 22 – resource persons, 49 members of IACoP, 22 members of BCoP, and 36 members of TCoP. 100 responses were fully completed. In this report we analyze **116** responses where are more than 1 answer¹. For further calculation we take this quantity of valid responses as 100%.

The questionnaire comprises four parts: one concerning PEM PAL, and three other: Event Delivery, Event Administration and Overall Impression.

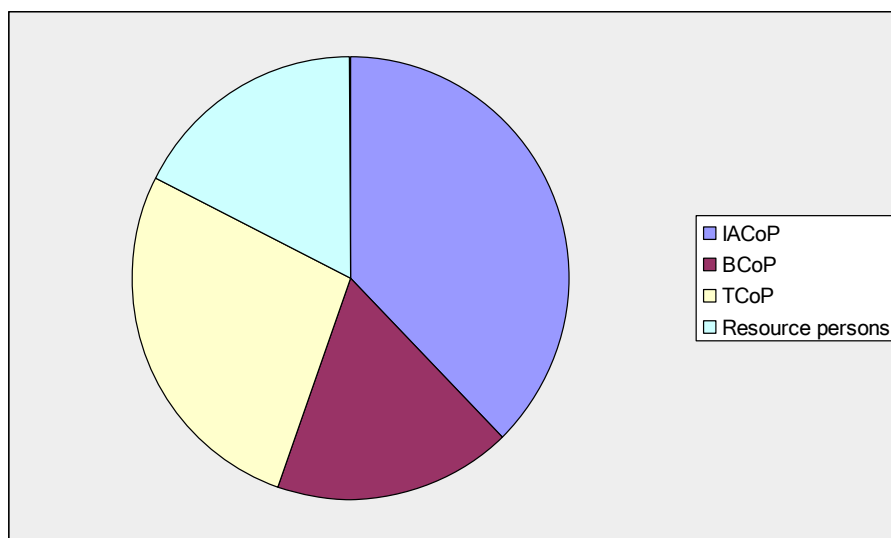
¹ In the majority of cases the only answer was an answer to the first question.

PEM PAL NETWORK

Q1. Please mark:

114 answers were given (98.3%)

Answer Options	Response Percent	Response Count
I am an Internal Audit CoP Member (IACoP).	37.7%	43
I am a Budget CoP Member (BCoP).	17.5%	20
I am a Treasury CoP Member (TCoP).	27.2%	31
I am a resource person.	17.5%	20



Q2. How do you rate your participation in PEM PAL network?

There are 95 answers (81.9%) to this question. According to the figures below people are well informed and they are interested in being an active member of PEM PAL network. Not positive responses are highlighted.

Answer Options	1 strongly disagree	2	3	4	5 strongly agree	Response Count	Average
I am well informed of the objectives and activities of PEM PAL network.	0	3	12	34	46	95	4.3
I am interested in being an active member of PEM PAL network.	3	4	14	22	45	88	4.2
I am regularly in informal contact with other PEM PAL members.	7	18	26	15	22	88	3.3
I contribute to CoP leadership and management tasks.	22	17	19	14	17	89	2.9
I provide inputs to CoP discussions (for the website, events and/or material development).	23	18	17	16	15	89	2.8
I regularly use the PEM PAL website (or Wikispaces).	6	13	26	25	19	89	3.4

Here are answers to this question filtered by CoPs:

TCoP

Answer Options	1 strongly disagree	2	3	4	5 strongly agree	Response Count	Average
I am well informed of the objectives and activities of PEM PAL network.	0	1	4	<u>14</u>	12	31	<u>4.2</u>
I am interested in being an active member of PEM PAL network.	2	2	7	8	<u>10</u>	29	3.8
I am regularly in informal contact with other PEM PAL members.	3	<u>10</u>	8	6	2	29	<u>2.8</u>
I contribute to CoP leadership and management tasks.	<u>8</u>	6	7	5	4	30	<u>2.7</u>
I provide inputs to CoP discussions (for the website, events and/or material development).	<u>9</u>	7	7	4	3	30	<u>2.5</u>
I regularly use the PEM PAL website (or Wikispaces).	3	7	<u>11</u>	5	2	28	<u>2.9</u>

IACoP

Answer Options	1 strongly disagree	2	3	4	5 strongly agree	Response Count	Average
I am well informed of the objectives and activities of PEM PAL network.	0	2	4	15	<u>22</u>	43	<u>4.3</u>
I am interested in being an active member of PEM PAL network.	0	2	7	12	<u>18</u>	39	4.2
I am regularly in informal contact with other PEM PAL members.	1	5	14	2	<u>18</u>	40	3.8
I contribute to CoP leadership and management tasks.	8	<u>11</u>	7	3	10	39	<u>2.9</u>
I provide inputs to CoP discussions (for the website, events and/or material development).	9	7	8	4	<u>11</u>	39	3.0
I regularly use the PEM PAL website (or Wikispaces).	1	5	10	10	<u>15</u>	41	3.8

BCoP

Answer Options	1 strongly disagree	2	3	4	5 strongly agree	Response Count	Average
I am well informed of the objectives and activities of PEM PAL network.	0	0	4	4	<u>12</u>	20	4.4
I am interested in being an active member of PEM PAL network.	1	0	0	2	<u>16</u>	19	<u>4.7</u>
I am regularly in informal contact with other PEM PAL members.	3	3	4	<u>7</u>	1	18	3.0
I contribute to CoP leadership and management tasks.	<u>6</u>	0	4	<u>6</u>	3	19	3.0
I provide inputs to CoP discussions (for the website, events and/or material development).	5	3	2	<u>8</u>	1	19	<u>2.8</u>
I regularly use the PEM PAL website (or Wikispaces).	2	1	5	<u>9</u>	2	19	3.4

1. How have you been active in the CoP in 2009 and 2010?

92 respondents (79.3%) gave answers to this question.

Answer Options	Never	1-3 times	4-6 times	More than 6 times	Response Count
I have participated CoP events.	23	<u>55</u>	7	6	91
I have hosted or participated in country exchanges.	<u>45</u>	29	4	2	80

By CoPs the answers are divided as follows:

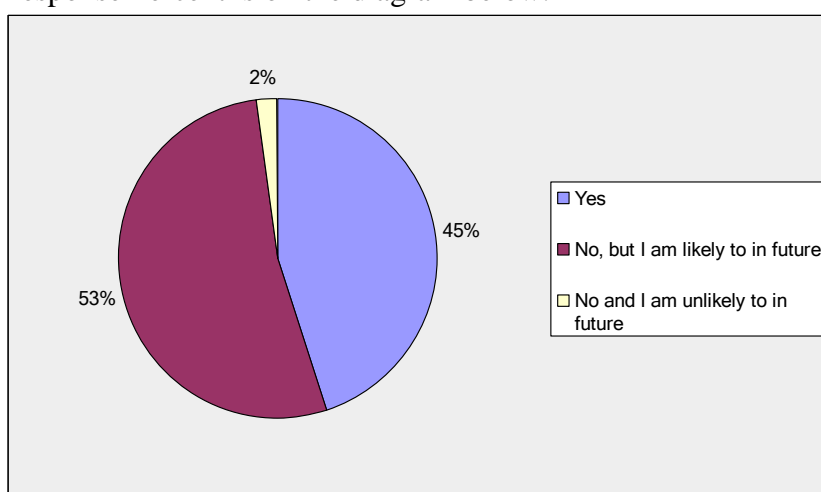
Answer Options	Never	1-3 times	4-6 times	More than 6 times	Response Count
I have participated CoP events.	TCoP - 10 IACoP - 5 BCoP - 7	TCoP - <u>17</u> IACoP - <u>29</u> BCoP - <u>9</u>	TCoP - 1 IACoP - 3 BCoP - 2	TCoP - 1 IACoP - 4 BCoP - 1	TCoP - 29 IACoP - 41 BCoP - 19
I have hosted or participated in country exchanges.	TCoP - <u>14</u> IACoP - <u>17</u> BCoP - <u>12</u>	TCoP - 9 IACoP - 16 BCoP - 4	TCoP - 1 IACoP - 1 BCoP - 2	TCoP - 0 IACoP - 1 BCoP - 1	TCoP - 24 IACoP - 35 BCoP - 19

Q4. Have you used the experiences of your fellow CoP members or other learning in the CoP to design, recommend or implement reforms in your area of practice in 2009 and/or 2010?

“Yes” said 41 respondents; “No, but I am likely to in future” – 48 respondents.

And “No and I am unlikely to in future” – 2 respondents Total answered question – 91 (78.4%)

Response Percent is on the diagram below:



Among respondents of this question were 29 TCoP members, 20 BCoP members, and 40 IACoP members. Here are answers to this question filtered by CoPs:

TCoP

	<i>Response Percent</i>	<i>Response Count</i>
<i>Yes</i>	20.7%	6
<i>No, but I am likely to in future</i>	75.9%	22
<i>No and I am unlikely to in future</i>	3.4%	1

IACoP

	<i>Response Percent</i>	<i>Response Count</i>
<i>Yes</i>	70%	28
<i>No, but I am likely to in future</i>	27.5%	11
<i>No and I am unlikely to in future</i>	2.5%	1

BCoP

	<i>Response Percent</i>	<i>Response Count</i>
<i>Yes</i>	30%	6
<i>No, but I am likely to in future</i>	70%	14
<i>No and I am unlikely to in future</i>	0%	0

PART I EVENT DELIVERY

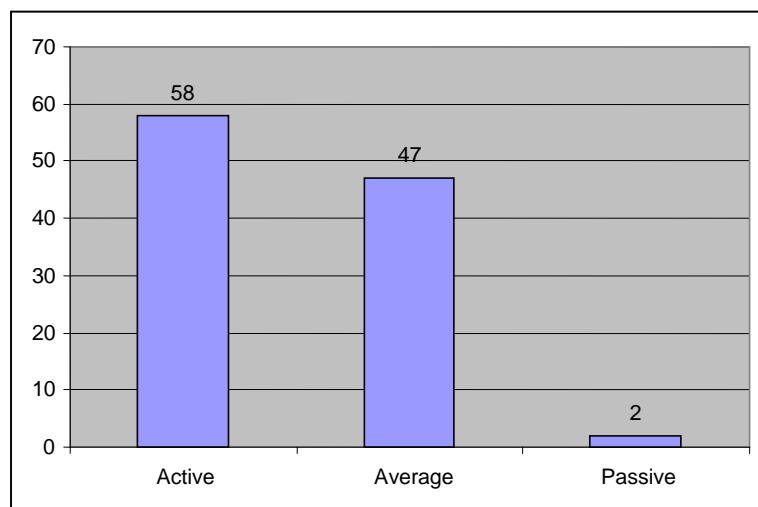
Q5. How do you rate Zagreb plenary duration?

107 respondents (92.2%) answered this question.

Answer Options	Response Percent	Response Count
Too short	14.0%	15
About right	81.3%	87
Too long	4.7%	5

Q6. How do you rate your participation in this event?

107 (92.2%) answers were given.



Q7. With which PEM PAL country have you most contacts between plenary sessions?

88 (75.7%) answers were given.

Croatia was mentioned **27** times, Montenegro – **19**, Albania – **17**, Russia – **15**, Bosnia and Herzegovina – **13**, Serbia and Ukraine – **12**, Moldova – **11**, Macedonia – **10**, Kazakhstan and Bulgaria – **9**, Armenia and Kyrgyz – **8**, Turkey – **7**, Belarus and Kosovo – **6**, Tajikistan – **5**, Romania and Georgia – **4**, Azerbaijan, former Yugoslavia republics and English speaking people – **3**, Slovenia – **2** times.

Balkan countries, England, Australia, Western Europe countries, CIS countries and “I mixed also with others” were mentioned **1** time.

Q8. Did you feel enough time was allowed for questions and free discussions?

105 (90.5%) respondents answered this question,

35 comments were left.

Answer Options	1 not enough	2	3	4	5 enough	Response Count	Average
For questions	5	13	21	31	<u>35</u>	105	3.6
For free discussions	6	17	20	21	<u>37</u>	101	<u>3.7</u>

Q9. In your opinion, will you be able to apply the knowledge you have acquired at this workshop to your daily work?

103 (88.8%) respondents answered this question.

Answer Options	1 not at all	2	3	4	5 completely	Response Count	Average
	1	7	<u>42</u>	31	22	103	3.6

Q10. Please read the following statements, and tell us if you agree or disagree with each of them.

106 (91.4%) respondents answered this question.

Answer Options	1 strongly disagree	2	3	4	5 strongly agree	Response Count	Average
a) I learned from the experience of other participants in the workshop	1	7	29	27	<u>40</u>	104	3.9
b) Participants had about equal level of prior expertise relevant to the workshop topics	15	23	<u>32</u>	<u>32</u>	1	103	<u>2.8</u>
c) The workshop devoted enough time to practical exercises or projects	6	21	26	<u>33</u>	18	104	3.35
d) The level of the workshop was appropriate for a person with my experience and knowledge	3	5	20	<u>40</u>	36	104	4.0
e) The workshop covered appropriate number of topics for the amount of time allocation	3	20	18	<u>35</u>	28	104	3.6
f) The workshop addressed issues important to my work	1	6	14	<u>45</u>	37	103	<u>4.1</u>

PART 2 EVENT ADMINISTRATION

Q11. Please rate the quality of organization (pre-event administration and logistics, etc.) and administration (staff responsiveness, etc.) of the workshop: (Please rate each item)

Answered question – 105 (90.5%)

Answer Options	1 low	2	3	4	5 high	Response Count	Average
Quality of workshop organization	7	2	12	26	<u>58</u>	105	4.1
Quality of workshop administration	3	5	10	27	<u>60</u>	105	<u>4.3</u>

QQ 12-13 Did you receive agenda and event information in sufficient time before the event for them to be useful? and Did you receive practical information (about the accommodation and other facilities, etc.) prior to the event?

In both cases answered question – 103 (88.8%). Response counts are represented in a table below.

<i>Prior to the event did you receive...</i>	<i>Yes</i>	<i>No</i>
agenda and event information?	<u>95</u>	8
practical information?	<u>100</u>	3

PART 3 OVERALL IMPRESSION

Q14. Overall, my satisfaction with the event was...

Answered question – 104 (89.7%)

1 not satisfied	2	3	4	5 satisfied	Response Count	Average
1	5	9	43	<u>46</u>	104	4.2

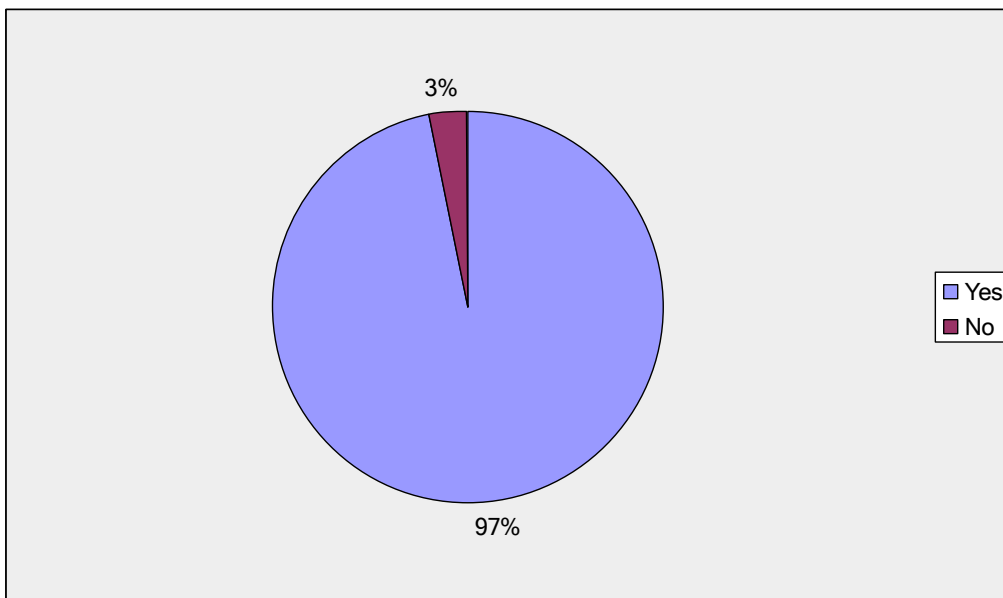
Q15. Did the workshop disappoint, meet, or exceed your expectations?

There are 103 (88.8%) answered question.

Answer Options	Response Percent	Response Count
Disappoint	6.8%	7
Meet	<u>80.6%</u>	<u>83</u>
Exceed	12.6%	13

Q16. Do you plan to brief your colleagues on this event?

100 (86.2%) responses were given. 97% of them are positive and only 3 % - negative.



Q17. Would it be useful for you or your colleagues to attend the future PEM PAL meetings?

103 persons (88.8%) responded to this question and 100% of the answers are positive.